




Blu

80 mm Slate or Slate Aged

DESCRIPTION: Paver
CODE: 1121 (slate)
 0161 (slate aged)
TEXTURE: Slate or Slate Aged



PALLET OVERVIEW 1121 - 0161






Specifications per pallet	Imperial	Metric
Cubing	84.96 ft.²	7.90 m ²
Weight	3110 lbs	1411 kg
Number of rows	8	
	10.62 ft.²/row	0.99 m²/row

APPLICATIONS

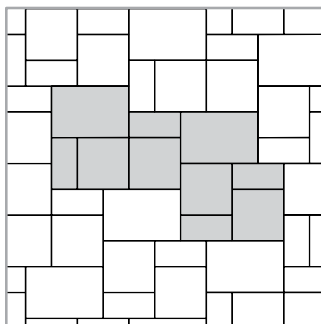
Pedestrian or light vehicular traffic, residential driveways, patios and swimming pool decks.

NOTES

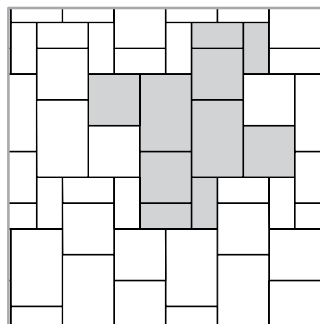
See page 111 for more technical information and installation details.

Unit dimensions	in	mm	Units/pallet
A 	Thickness 3 1/8	80	32 units
	Width 13	330	
	Length 6 1/2	165	
B 	Thickness 3 1/8	80	32 units
	Width 13	330	
	Length 13	330	
C 	Thickness 3 1/8	80	16 units
	Width 13	330	
	Length 19 1/2	495	

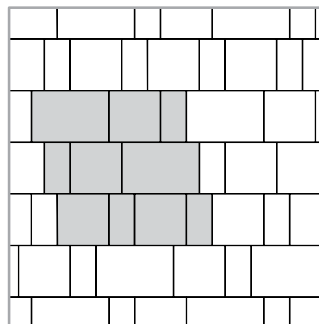
01 | Modular pattern




02 | Modular pattern



03 | Linear pattern



- 01 sandlewood
slate 112101
aged 016101
- 08 shale grey
slate 112108
aged 016108
- 16 mojave beige
slate 112116
aged 016116
- 21 champlain grey
slate 112121
aged 016121
- 39 harvest gold
slate 112139
aged 016139
- 40 chestnut brown
slate 112140
aged 016140
- 41 autumn red
slate 112141
aged 016141
- 42 oceana
slate 112142
aged 016142





Blu

80 mm Smooth or Polished


DESCRIPTION: Pavers
CODE: 2040 (smooth)
 2042 (polished)
TEXTURE: Smooth or Polished



PAVERS

NEW PRODUCTS

PALLET OVERVIEW 2040 - 2042



Specifications per pallet	Imperial	Metric
Cubing	84.96 ft.²	7.90 m ²
Weight	3110 lbs	1411 kg
Number of rows	8	
	10.62 ft. ² /row	0.99 m ² /row

Unit dimensions	in		mm		Units/pallet
	Thickness	Width	Thickness	Width	
A	3 1/8	13	80	330	32 units
B	3 1/8	13	80	330	32 units
C	3 1/8	19 1/2	80	495	16 units

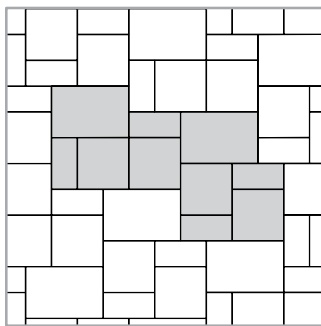
APPLICATIONS

Pedestrian or light vehicular traffic, residential driveways, patios and swimming pool decks.

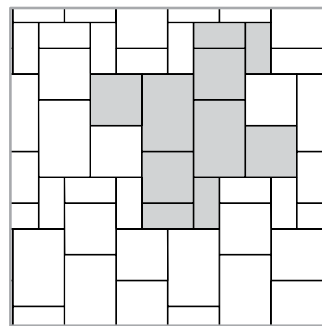
NOTES

See page 111 for more technical information and installation details.

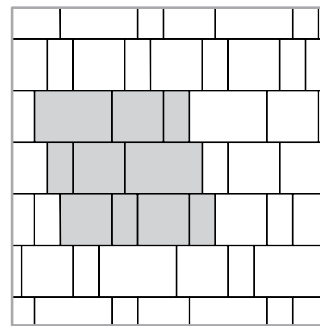
01 | Modular pattern



02 | Modular pattern



03 | Linear pattern




SMOOTH

POLISHED

08 shale grey smooth 204008 40 chestnut brown smooth 204040 42 oceana smooth 204042

08 shale grey polished 204208 40 chestnut brown polished 204240 42 oceana polished 204242





Blu

60 mm (6" × 13")

DESCRIPTION: Paver and Slab

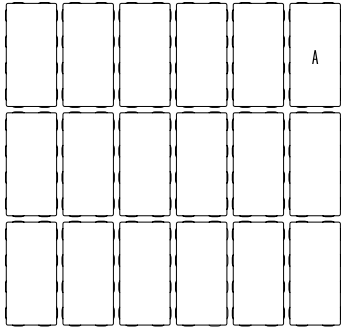
CODE: 2430

TEXTURE: Slate



NEW PRODUCT

PALLET OVERVIEW 2430



Specifications per pallet	Imperial	Metric
Cubing	116.05 ft.²	10.78 m ²
Weight	3230 lbs	1465 kg
Number of rows	11	
	10.55 ft. ² /row	0.98 m ² /row

Specifications Half-pallet*	Imperial	Metric
Cubing	63.30 ft.²	5.88 m ²
Weight	1778 lbs	807 kg
Number of rows	6	
	10.55 ft. ² /row	0.98 m ² /row

APPLICATIONS

Pedestrian or light vehicular traffic, patios and swimming pool decks. Can be installed in a soldier and sailor course.

NOTES

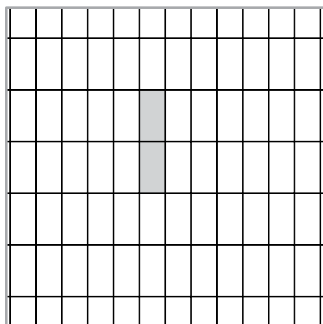
* Onyx black and chocolate brown are only available in half-pallets.

See page 111 for more technical information and installation details




Unit dimensions	in	mm	Units /pallet
Thickness	2 3/8	60	198 units
Width	13	330	
Length	6 1/2	165	


01 | Linear pattern




02 | Linear pattern



03 | Linear pattern



04 | Herringbone pattern



- 01 sandlewood 243001
- 08 shale grey 243008
- 16 mojave beige 243016
- 21 champlain grey 243021
- 27 onyx black* 243027
- 38 harvest gold 243039
- 40 chestnut brown 243040
- 41 autumn red 243041
- 43 chocolate brown* 243043

