




Elena

DESCRIPTION: Paver
CODE: 0060
TEXTURE: Undulated and Aged



PAVERS

PALLET OVERVIEW 0060



Specifications per pallet	Imperial	Metric
Cubing	125.52 ft.²	11.67 m ²
Weight	3580 lbs	1624 kg
Number of rows	12	
	10.46 ft. ² /row	0.97 m ² /row

APPLICATIONS

Pedestrian or light vehicular traffic, residential driveways, patios and swimming pool decks.

CHARACTERISTICS

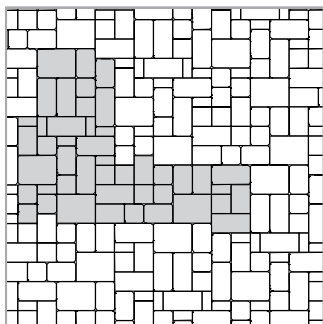
The Elena paving stone has the same texture as the Athena, although the Elena units are smaller in size.

NOTES


See page 111 for more technical information and installation details.

	Unit dimensions	in	mm	Units/pallet
	Thickness	2 ³ / ₈	60	96 units
	Width	4 ¹⁵ / ₁₆	125	
	Length	2 1/2	63	
	Thickness	2 ³ / ₈	60	168 units
	Width	4 ¹⁵ / ₁₆	125	
	Length	4 ¹⁵ / ₁₆	125	
	Thickness	2 ³ / ₈	60	120 units
	Width	4 ¹⁵ / ₁₆	125	
	Length	7 ³ / ₈	188	
	Thickness	2 ³ / ₈	60	108 units
	Width	4 ¹⁵ / ₁₆	125	
	Length	9 ¹³ / ₁₆	250	
	Thickness	2 ³ / ₈	60	48 units
	Width	7 ³ / ₈	188	
	Length	9 ¹³ / ₁₆	250	

01 | Modular pattern



02 | Linear pattern



01 sandlewood 006001 08 shale grey 006008 16 mojave beige 006016 21 champlain grey 006021

