




# Exflo

**DESCRIPTION:** Paver  
**CODE:** 1160  
**TEXTURE:** Smooth




## PALLET OVERVIEW 1160



Specifications per pallet	Imperial	Metric
Cubing	<b>62 ft.<sup>2</sup></b>	5.76 m <sup>2</sup>
Weight	2860 lbs	1297 kg
Number of rows	8	
	7.75 ft. <sup>2</sup> /row	0.72 m <sup>2</sup> /row

PAVERS

Unit dimensions	in	mm	Units/pallet
	Thickness	3 <sup>15</sup> / <sub>16</sub>	
Width	7 <sup>7</sup> / <sub>8</sub>	200	
Length	11 <sup>13</sup> / <sub>16</sub>	300	



## APPLICATIONS

Industrial, commercial and municipal pavement projects. Crosswalks subject to ESALs (Equivalent Single Axel Loads).


## CHARACTERISTICS

- Aspect Ratio (length to thickness) 3 to 1 provides superior repetitive traffic and ESAL performance.
- Reduced chamfer for a smoother paved surface. Eases plowing and reduces vibration.
- Surface is ADA (Americans with Disabilities Act compliant) firm, stable, and skid resistant.
- Contributes to reduction of the Urban Heat Island Effect. SRI (Solar Reflectivity Index) values available upon request.
- Vertical Interlock: 100 mm (4") of ASTM C33 sand in the 2 to 4 mm wide joints.
- Rotational interlock: 3 to 1 aspect ratio with 100 mm (4") thick units. Horizontal interlock: Can be laid in Herringbone pattern.


## NOTES

See page 111 for more technical information and installation details.

01 | Linear pattern



02 | Herringbone pattern



08 | shale grey  
116008

40 | chestnut brown  
116040

