


# Parisien

Square and rectangle

**DESCRIPTION:** Pavers  
**CODE:** 1030 (square)  
 1040 (rectangle)  
**TEXTURE:** Smooth and Beveled

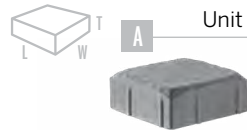


## PALLET OVERVIEW 1030 square




(1030) SQUARE

Specifications per pallet	Imperial	Metric
Cubing	<b>124.20 ft.<sup>2</sup></b>	11.54 m <sup>2</sup>
Weight	3575 lbs	1622 kg
Number of rows	11	
	11.29 ft. <sup>2</sup> /row	1.05 m <sup>2</sup> /row



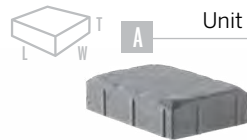
Unit dimensions	in	mm	Units/pallet
Thickness	2 <sup>3</sup> / <sub>8</sub>	60	462 units
Width	6 <sup>1</sup> / <sub>4</sub>	158	
Length	6 <sup>1</sup> / <sub>4</sub>	158	

## PALLET OVERVIEW 1040 rectangle



(1040) RECTANGLE

Specifications per pallet	Imperial	Metric
Cubing	<b>134.20 ft.<sup>2</sup></b>	12.47 m <sup>2</sup>
Weight	3870 lbs	1755 kg
Number of rows	11	
	12.20 ft. <sup>2</sup> /row	1.13 m <sup>2</sup> /row



Unit dimensions	in	mm	Units/pallet
Thickness	2 <sup>3</sup> / <sub>8</sub>	60	330 units
Width	6 <sup>1</sup> / <sub>4</sub>	158	
Length	9 <sup>3</sup> / <sub>8</sub>	238	

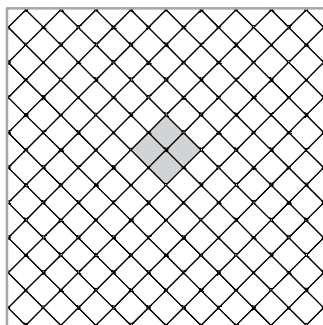
## APPLICATIONS

Pedestrian or light vehicular traffic, residential driveways, patios and swimming pool decks.

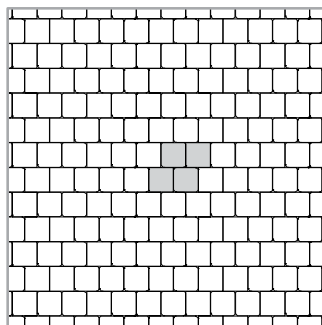
## NOTES

See page 111 for more technical information and installation details.


**01 | Linear pattern**  
Checkerboard 45° | 100% square




**02 | Linear pattern**  
100% square



**03 | Herringbone pattern**  
100% rectangle



**04 | Herringbone pattern**  
75% rectangle | 25% square



**01 sandlewood**  
square 103001  
rectangle 104001

**08 shale grey**  
square 103008  
rectangle 104008

**16 mojavé beige**  
square 103016  
rectangle 104016

**27 onyx black**  
rectangle 104027

**39 harvest gold**  
square 103039  
rectangle 104039

**40 chestnut brown**  
square 103040  
rectangle 104040

**41 autumn red**  
square 103041  
rectangle 104041

**43 chocolate brown**  
rectangle 104043

**21 champlain grey**  
square 103021  
rectangle 104021





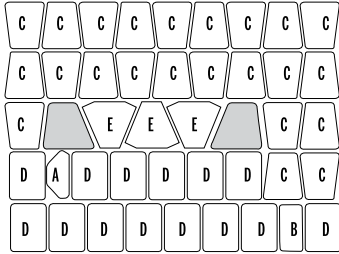
# Parisien

## Circle

**DESCRIPTION:** Paver  
**CODE:** 1170  
**TEXTURE:** Smooth and Beveled



### PALLET OVERVIEW 1170



### APPLICATIONS






Pedestrian or light vehicular traffic, residential driveways, patios and swimming pool decks.

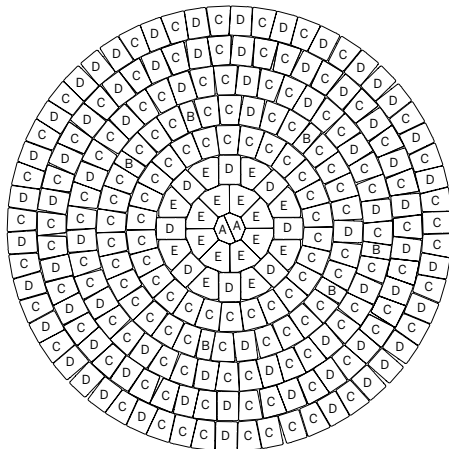
### NOTES

1 pallet creates one full or 2 half-circles.  
 See page 111 for more technical information and installation details.

Specifications per pallet	Imperial	Metric
Cubing	<b>50.70 ft.<sup>2</sup></b>	4.70 m <sup>2</sup>
Weight	1440 lbs	653 kg
Number of rows	6	
	8.45 ft. <sup>2</sup> /row	0.79 m <sup>2</sup> /row
Circle diameter	7' 11"	2.41 m

PAVERS

	Unit dimensions	in	mm	Units/pallet
<b>HALF OCTAGON</b> 	Thickness	2 3/8	60	6 units
	Width	-	-	
	Length	-	-	
<b>SMALL RECTANGLE</b> 	Thickness	2 3/8	60	6 units
	Width	-	-	
	Length	-	-	
<b>SMALL RADIUS</b> 	Thickness	2 3/8	60	138 units
	Width	-	-	
	Length	-	-	
<b>RECTANGLE</b> 	Thickness	2 3/8	60	84 units
	Width	-	-	
	Length	-	-	
<b>RADIUS</b> 	Thickness	2 3/8	60	18 units
	Width	-	-	
	Length	-	-	



ROW	UNIT	DIAMETER	
		in.	(cm)
Center	A = 2	6.3	(16)
1	E = 8	18.9	(48)
2	E = 8, D = 8	31.5	(80)
3	C = 26	44.1	(112)
4	C = 28, D = 3, B = 5	57.5	(146)
5	C = 28, D = 14, B = 1	70.1	(178)
6	C = 28, D = 23	82.7	(210)
7	C = 25, D = 34	94.9	(241)

- 01 sandlewood  
117001
- 08 shale grey  
117008
- 16 mojave beige  
117016
- 39 harvest gold  
117039
- 40 chestnut brown  
117040
- 41 autumn red  
117041
- 21 champlain grey  
117021

